

ELMARK[®]

The Brand of Electricity

SHELLY LED CEILING LAMP



GENERAL INFORMATION »

- ∴ Power: 18W
- ∴ Rated voltage: 230V; 50-60Hz
- ∴ Colour temp.: Adjustable
- ∴ Power Supply: control gear, DC device-driver
- ∴ LED chip: SANAN 2835 with LENS
- ∴ Colour rendering index: Ra≥80
- ∴ Average Lifetime: 30 000h
- ∴ Body: Metal
- ∴ Colour of the body: White; Black
- ∴ Beam angle: 120°
- ∴ Remote control: Yes
- ∴ Dimmable: Yes
- ∴ Installation: Surface mounted luminaire
- ∴ Protection against dust and moisture: IP40

FEATURES »

- ∴ Stylish and modern
- ∴ Pleasant and uniform light distribution
- ∴ Low power consumption
- ∴ Repeated switch on/off does not affect the lifespan
- ∴ Safety, low voltage operation
- ∴ Instant light with maximum luminous flux
- ∴ Environmentally friendly - no mercury and lead
- ∴ No ultraviolet and infrared rays

AREAS OF APPLICATION »

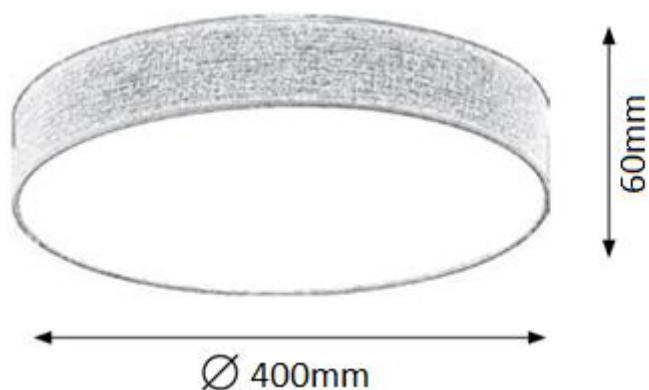
- ∴ Residential and Commercial buildings
- ∴ Home interior
- ∴ Hotels and Restaurants



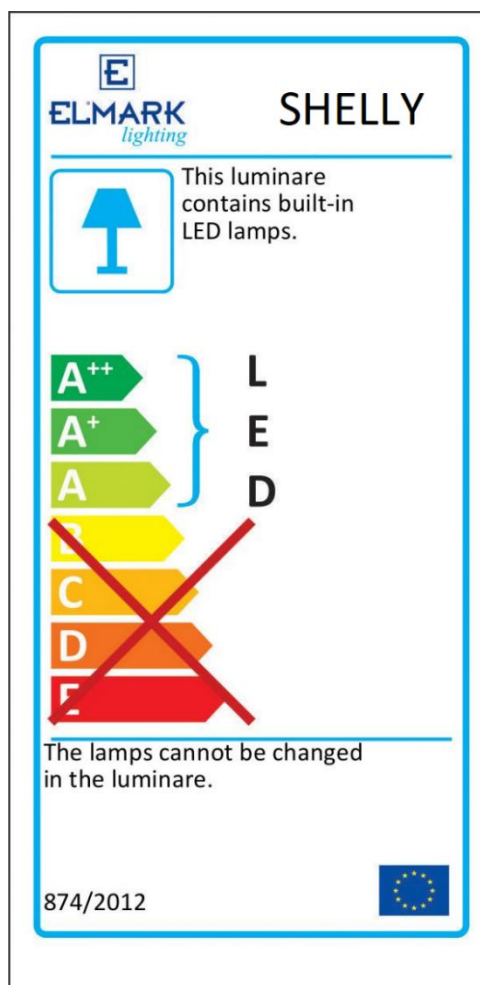
PRODUCT DETAILS »

Catalogue number	Watt (W)	Whole fixture lumens (lm)	Colour temp. (K)	Colour body
95SHELLY18LED/WH	18	2160	CCT - adjustable	White
95SHELLY18LED/GR	18	2160	CCT - adjustable	Black

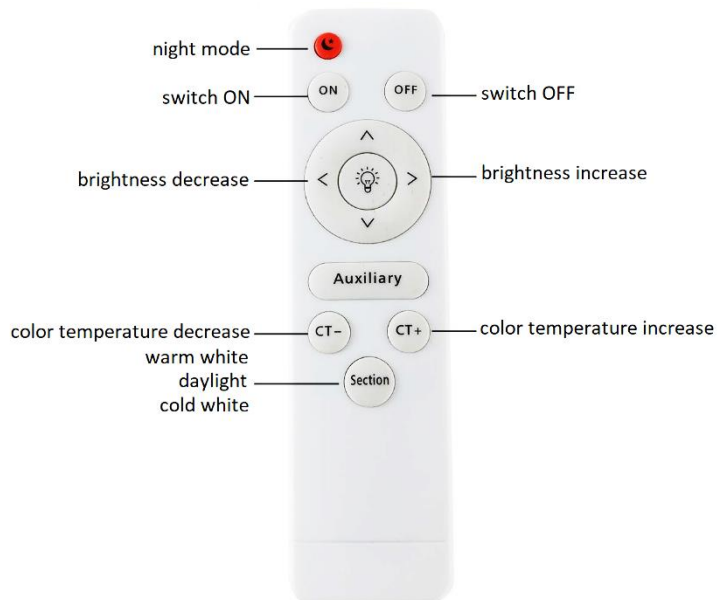
DIMENSIONS »



ADDITIONAL INFORMATION »



REMOTE CONTROL FUNCTIONS »



Catalogue number	Barcode	Packing /Box (pcs)
95SHELLY18LED/WH	3800131228703	1/5
95SHELLY18LED/GR	3800131228710	1/5

